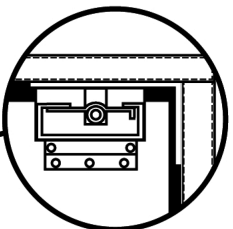
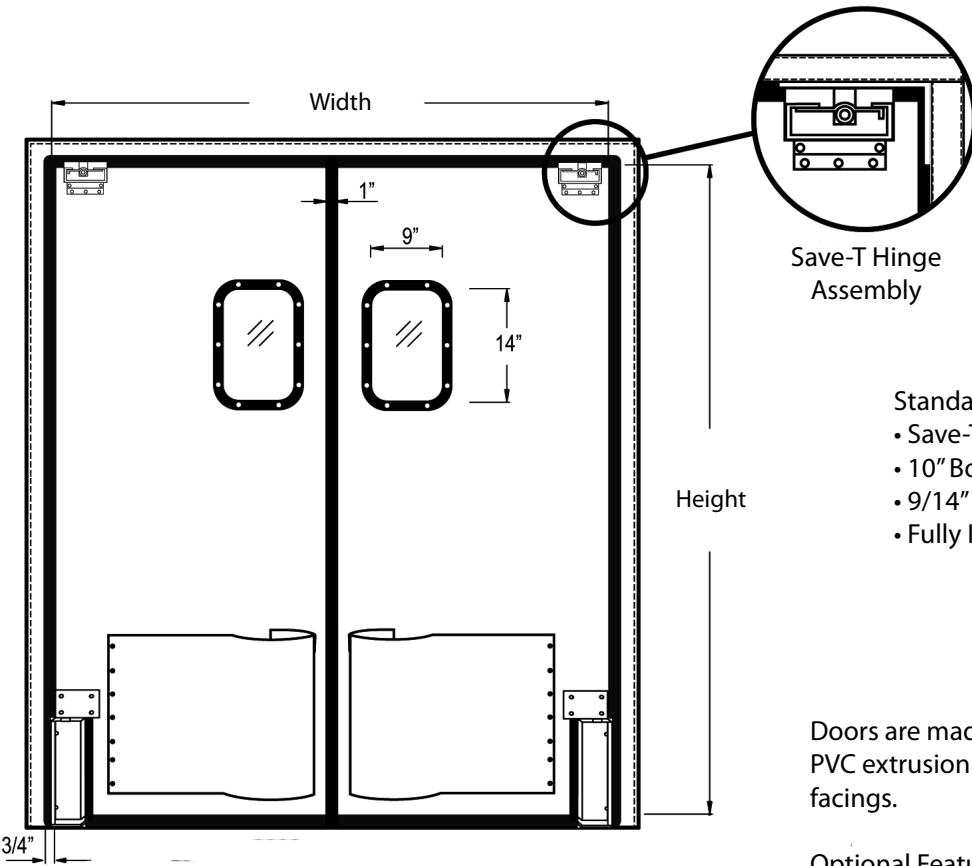


SERIES 50 - SINGLE OR DOUBLE PANEL INSULATED SWINGING DOOR

(Double Panel Shown Below)



1-800-833-5005 • www.curtronproducts.com
 E-mail: info@curtronproducts.com
 5350 Campbells Run Road • Pittsburgh, PA 15205-9738



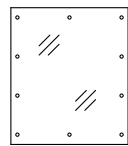
Save-T Hinge Assembly

Standard Features are:

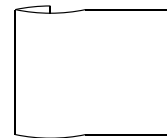
- Save-T Hinge
- 10" Bottom Jamb Guard
- 9/14" Window
- Fully Insulated 1 3/4" Panels

Doors are made of custom rigid PVC extrusion with Thermo-Plastic facings.

Optional Features Include:



STAINLESS STEEL OR ABS IMPACT PLATES



RUBBER BUMPER

Opening Width _____ x Height _____

Single Panel Double Panel

Hinge Side (From Customer's View)

Left Side Right Side

Thermoplastic Facing Color

- | | | |
|--------------------------------|-------------------------------------|--------------------------------|
| Black <input type="checkbox"/> | White <input type="checkbox"/> | Brown <input type="checkbox"/> |
| Beige <input type="checkbox"/> | Royal Blue <input type="checkbox"/> | Green <input type="checkbox"/> |
| Gray <input type="checkbox"/> | Dark Gray <input type="checkbox"/> | Red <input type="checkbox"/> |
| Blue <input type="checkbox"/> | | |

Impact Plates (Optional)

Type

- Rubber Teardrop Bumper
- Stainless Steel
- Galvanized Metal
- ABS Plastic

Impact Plate Height

- | | |
|------------------------------|------------------------------|
| <input type="checkbox"/> 12" | <input type="checkbox"/> 36" |
| <input type="checkbox"/> 18" | <input type="checkbox"/> 42" |
| <input type="checkbox"/> 24" | <input type="checkbox"/> 48" |
| <input type="checkbox"/> 30" | |

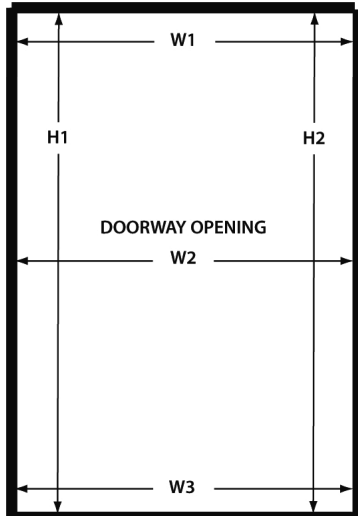
Window Sizes (ABS Frames)

- | | |
|--|------------------------------------|
| <input type="checkbox"/> 9" x 14" (Standard) | <input type="checkbox"/> 6" x 12" |
| <input type="checkbox"/> 14" x 16" | <input type="checkbox"/> 22" x 22" |

Additional Options

- 18" Jamb Guard
- Cane Bolts
- Locking Collars
- Stainless Steel Save-T Hinge with Stainless Steel 10" Jamb Guard

Dimensions



Measure Width and Height of The Door Opening (Not the Door)

- W1= _____
 W2= _____
 W3= _____
 H1= _____
 H2= _____

Charges will be assumed by buyer for changes or cancellations to work in process. Buyer hereby accepts responsibility for all sizes and dimensions. This order will not be processed until all acknowledgement forms are signed and returned.

Specification accepted by: _____

Date: _____

CURTRON SERVICE-PRO SWINGING DOOR

JOB NAME/LOCATION

CUSTOMER/LOCATION

CUST. ORDER NO.

CUST. PO ORDER NO.